

Panaji, 5th August, 2014 (Sravana 14, 1936)

SERIES I No. 18

# OFFICIAL GAZETTE

## GOVERNMENT OF GOA

PUBLISHED BY AUTHORITY

### EXTRAORDINARY

### No. 3

GOVERNMENT OF GOA

Department of Power

Office of the Chief Electrical Engineer

#### Notification

120/03/JERC-FPPCA/CEE/Tech

Joint Electricity Regulatory Commission for the State of Goa and Union Territories has notified Fuel and Power Purchase Cost Adjustment Formula (FPPCA) Order dated 27-06-2012 in compliance of judgement dated 11-11-2011 in O. P No. 1 and as required to be specified under Clause 7(2) of JERC for State of Goa and UTs (Terms and Conditions for determination of Tariff) Regulations, 2009. Further JERC vide Tariff Order dated 15th April, 2014 has approved 'K' factor for 2014-15 applicable for different consumer categories for use in the FPPCA formula.

The levy of FPPCA for 1st quarter (April to June, 2014) to be levied in the month of August, September & October, 2014 is hereby brought to the notice of the general public.

By order and in the name of the Governor of Goa.

*Lekshmanan S.*, Chief Electrical Engineer & ex officio Additional Secretary (Power).

Panaji, 5th August, 2014.


**Levy of FPPCA for 1st Quarter (April, 2014 to June, 2014) in the month of July, 2014 billed in August, 2014, August, 2014 billed in September, 2014 and September, 2014 billed in October, 2014**

Sr. No.	Category of Consumer	Monthly FPPCA (Paisa/Unit)
1	2	3
A	LOW TENSION SUPPLY	
1(a)	Tariff LTD/Domestic and Non-Commercial	
	First 60 Units	13.00
	61 to 250 Units	19.00


Computation of P <sub>Actual</sub> for 1st Quarter from April'2014 to June'2014									
Sr. No.	Approved Power Purchase Sources	April'2014		May'2014		June'2014		Total	
		MUs	Total Cost (Rs.Crs)	MUs	Total Cost (Rs.Crs)	MUs	Total Cost (Rs.Crs)	MUs	Total Cost (Rs.Crs)
1	2	3	4	5	6	7	8	9	10
	<b>Central Sector Stations</b>							814.03	203.42
I	<b>NTPC</b>	279.49	66.74	268.24	66.73	266.29	69.95	10.51	2.70
	KORBA - III	3.12	0.81	3.77	0.97	3.62	0.91	382.13	60.51
	KSTPS	123.40	18.93	128.24	20.50	130.49	21.08	36.46	12.06
	Sipat - Stage 1	15.88	4.83	9.99	3.95	10.58	3.28	21.94	6.58
	Sipat - Stage 2	7.01	2.06	7.29	2.46	7.64	2.06	63.24	20.19
	VSTPS - I	19.87	4.32	20.21	5.21	23.16	10.66	22.08	7.57
	VSTPS - II	8.74	1.78	8.95	2.30	4.39	3.49	22.92	7.73
	VSTPS - III	7.93	1.93	7.13	1.68	7.86	4.12	25.44	6.40
	VSTPS - IV	8.41	2.40	8.55	2.37	8.48	1.62	17.09	8.19
	Mouda	7.26	3.77	5.63	3.19	4.21	1.23	180.62	54.18
	RSTPS	67.83	20.18	56.90	17.83	55.89	16.17	-	4.91
	RGPP	-	1.648	-	1.80	-	1.4656	15.76	6.28
	GGPP*	4.95	2.07	5.80	2.24	5.00	1.96	15.83	6.12
	KGPP*	5.08	2.00	5.79	2.22	4.95	1.90	-	-
	FSTPS	-	-	-	-	-	-	-	-
	TSTPS	-	-	-	(0.00)	-	-	-	(0.0000)
	KHTPS	-	-	-	4.66	15.30	3.97	43.68	12.25
II	<b>NPCIL</b>	13.34	3.62	15.04	4.66	15.30	3.97	22.17	5.58
	KAPS	5.91	1.40	7.54	2.11	8.72	2.07	21.51	6.66
	TAPS	7.43	2.22	7.51	2.55	6.58	1.90	-	-
B	<b>Within State</b>							32.91	7.94
I	<b>CO-GENERATION</b>	10.46	2.53	10.94	2.64	11.51	2.77	31.26	7.54
	Goa Energy Private Limited	10.19	2.47	10.10	2.43	10.97	2.64	1.66	0.40
	Goa Sponge & Power Limited	0.27	0.07	0.84	0.20	0.54	0.13	-	-
	Sesa Goa	-	-	-	-	-	-	-	-
		-	-	-	-	-	-	(17.52)	(6.38)
II	<b>IPP</b>	(0.62)	(0.23)	(7.87)	(2.87)	(9.03)	(3.29)	(17.52)	(6.38)
	Reliance Infra	(0.62)	(0.23)	(7.87)	(2.87)	(9.03)	(3.29)	-	-
III	<b>Renewable Energy Sources</b>	-	-	-	-	-	-	-	-
	Non-Solar	-	-	-	-	-	-	-	-
	Solar	-	-	-	-	-	-	-	-
C	<b>Others</b>	21.98	7.57	53.99	18.01	32.26	13.82	108.22	39.40
I	Power Purchase from Pool / Grid *(NVVNL/TATA/PTC)	8.73	2.96	35.95	11.90	11.09	3.75	55.77	18.61
II	Power Purchase from DSM pool	13.25	4.61	18.04	6.11	21.16	10.07	52.46	20.78
		-	-	-	-	-	-	-	-
	<b>Total Power Purchase</b>	324.64	80.24	340.34	89.17	316.33	87.22	981.32	256.63

\* Limited to actual UI rate or rate corresponding to 49.7 Hz whichever is lower

Computation of P <sub>Actual</sub> for 1st Quarter from April '2014 to June '2014									
Sr. No.	Particulars	April'2014		May'2014		June'2014		Total	
		MUs	Total Revenue (Rs.Crs)	MUs	Total Revenue (Rs.Crs)	MUs	Total Cost (Rs.Crs)	MUs	Total Revenue (Rs.Crs)
1	2	3	4	5	6	7	8	9	10
a	Sale of Power to Exchanges	-	-	-	-	-	-	-	-
b	Sale of Power to Pool/ Grid	0.858	0.238	3.183	0.659	1.383	0.014	5.42	0.91
	<b>Total</b>	0.858	0.238	3.183	0.659	1.383	0.014	5.42	0.91


  
 Executive Engineer (IPM)  
 Office of the Chief Electrical Engineer  
 Electricity Department  
 Government of Goa  
 Vidyut Bhavan, 3<sup>rd</sup> floor  
 Panaji-Goa

Computation of FPPCA for 1st Quarter from April'2014 to June'2014			
Sr. No.	Particulars	Total for the Quarter	
		Unit	Amount/ Units
1	2	3	4
<b>Numerator = (P<sub>Actual</sub> - S<sub>Bulk</sub>)</b>			
1	Actual Power Purchase Cost	Rs.Crs	256.63
2	Actual Revenue from Sale of Power to Other Persons	Rs.Crs	0.91
3	<b>Difference of Costs P<sub>Actual</sub> - S<sub>Bulk</sub> : (1-2)</b>		<b>255.72</b>
<b>Denominator = (P<sub>Actual</sub> - S<sub>Bulk</sub>)</b>			
4	Actual Energy Units procured from Approved Sources - X	MUs	981.32
5	Actual Energy Units procured from Exchanges, Pool Purchase or any other source - A	MUs	108.22
6	<b>Difference of Energy (X-A) : (4-5)</b>	MUs	873.09
7	Approved Inter-State Transmission Losses (in %) - T	%	4.680%
8	<b>Transmission Loss (C ={(X-A)*T/100}</b>	MUs	40.86
9	Actual Sale of Power to persons other than Utility consumers - X <sub>s</sub>	MUs	5.42
10	Approved Distribution Losses (in %) - Y	%	11.50%
11	<b>Net Energy (B = 1-Y/100)</b>	%	88.50%
12	Actual Energy units billed to BPL & Agriculture (Categories at Sr. 1(b), Sr.4, Sr.10) - Z	MUs	9.00
13	<b>Net Energy Available for Sales [(X-C)-X<sub>s</sub>]*b-Z</b>	MUs	818.50
14	<b>Actual Per Unit Rate of Power Purchase (Numerator/ Denominator)* 1000 or (Sr.3/Sr.13)*1000</b>	Paisa/ unit	312.42
15	Approved Per unit Rate of Power Purchase for use in FPPCA (Chapter 10, Pt 56, page 162 of Tariff Order)	Paisa/ unit	273.00
16	<b>Per unit of FPPCA (Sr.14-Sr.15) recoverable from Consumers</b>	Paisa/ unit	39.42

  
 Executive Engineer (IPM)  
 Office of the Chief Electrical Engineer  
 Electricity Department  
 Government of Goa  
 Vidyut Bhavan, 3<sup>rd</sup> floor  
 Panaji-Goa

**Computation of FPPCA for 1st Quarter from April'2014 to June'2014**

Sr. No.	Category of Consumer	'K' Factor	Monthly FPPCA (Paisa/ Unit)
<b>A</b>	<b>LOW TENSION SUPPLY</b>		
<b>1(a)</b>	<b>Tariff LTD/Domestic and Non-Commercial</b>		
	<i>First 60 Units</i>	0.33	13.00
	<i>61 to 250 Units</i>	0.48	19.00
	<i>251 to 500 Units</i>	0.77	30.00
	<i>Above 500 Units</i>	0.90	35.00
<b>1(b)</b>	<b>Tariff LTD/Low Income Group</b>	0.00	-
<b>1(c)</b>	<b>Tariff LTD/Domestic Mixed</b>		
	<i>First 400 Units</i>	0.77	30.00
	<i>Above 400 Units</i>	1.06	42.00
<b>2</b>	<b>Tariff-LTC/Commercial</b>		
	<i>First 100 Units</i>	0.87	34.00
	<i>From 101 to 1000 Units</i>	1.10	43.00
	<i>All Consumption above 1000 Units</i>	1.25	49.00
<b>3 (a)</b>	<b>Tariff-LTP/Motive Power</b>		
	<i>Connected Load upto 50 HP</i>	1.07	42.00
	<i>Connected Load above 50 HP</i>	1.37	54.00
<b>3(b)</b>	<b>Tariff-LTP/Mixed (Hotel Industries)</b>	1.11	44.00
<b>3 (c)</b>	<b>Tariff-LTP/ Ice Manufacturing</b>		
	<i>Connected Load upto 100 HP</i>	0.85	34.00
<b>4</b>	<b>Tariff-LTAG/Agriculture</b>	0.00	-
<b>5</b>	<b>Tariff-LTPL/Public Lighting</b>	1.00	39.00
<b>6</b>	<b>Tariff-LT PWW/Public Water Works</b>	1.00	39.00
<b>B</b>	<b>HIGH TENSION SUPPLY</b>		
<b>7</b>	<b>Tariff HT-Mixed</b>	1.22	48.00
<b>8</b>	<b>Tariff HTI/Industrial</b>	1.22	48.00
<b>9</b>	<b>H.T.Industrial (Ferro Metallurgical/ Steel Melting/ Power Intensive /Steel Rolling)</b>	1.03	41.00
<b>10</b>	<b>Tariff-HTAG/Agriculture</b>	0.00	-
<b>11</b>	<b>EHTI/Industrial</b>	1.22	48.00
<b>12</b>	<b>H.T. PW/Public Water Supply and Sewage</b>	1.00	39.00
<b>13</b>	<b>H.T. MES/Defence Establishments</b>	1.00	39.00
<b>14</b>	<b>Tariff HT-Industries (IT High Tech).</b>	1.00	39.00
<b>15</b>	<b>Tariff HT-Industries (ICE).</b>	1.25	49.00
<b>16</b>	<b>Tariff HT-Hotel Industries</b>	1.22	48.00
<b>17</b>	<b>Tariff-LT/Temporary</b>	0.00	-
<b>18</b>	<b>Tariff-HT/Temporary</b>	0.00	-
<b>19</b>	<b>Hoardings/sign boards</b>	2.04	80.00

  
 Executive Engineer (IPM)  
 Office of the Chief Electrical Engineer  
 Electricity Department  
 Government of Goa  
 Vidyut Bhavan, 3<sup>rd</sup> floor  
 Panaji-Goa