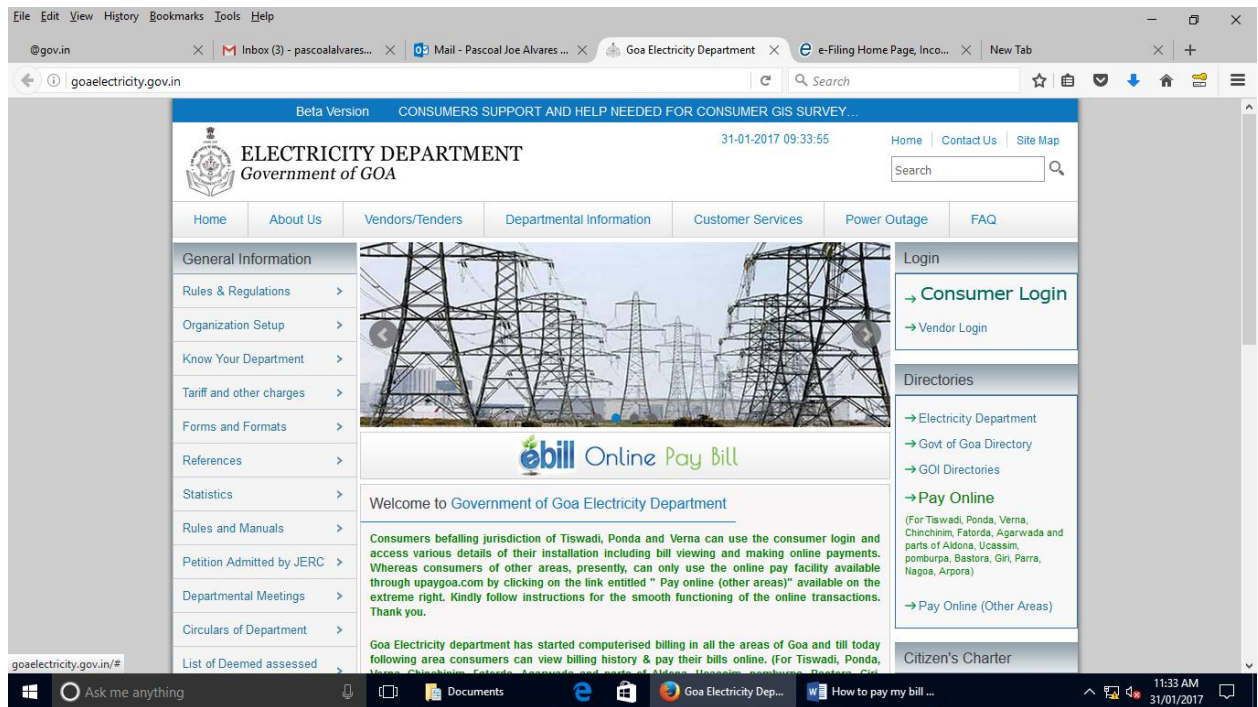
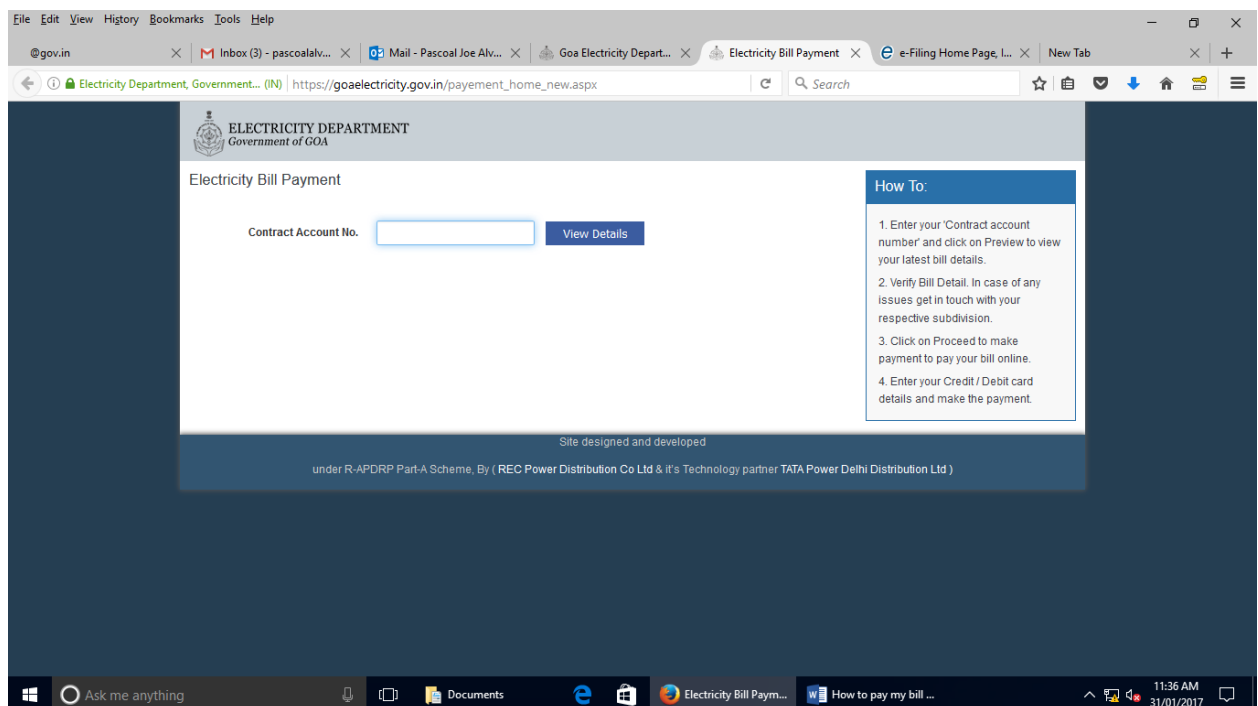


Just follow the steps as per screen shot and you will surely have to issue to proceed

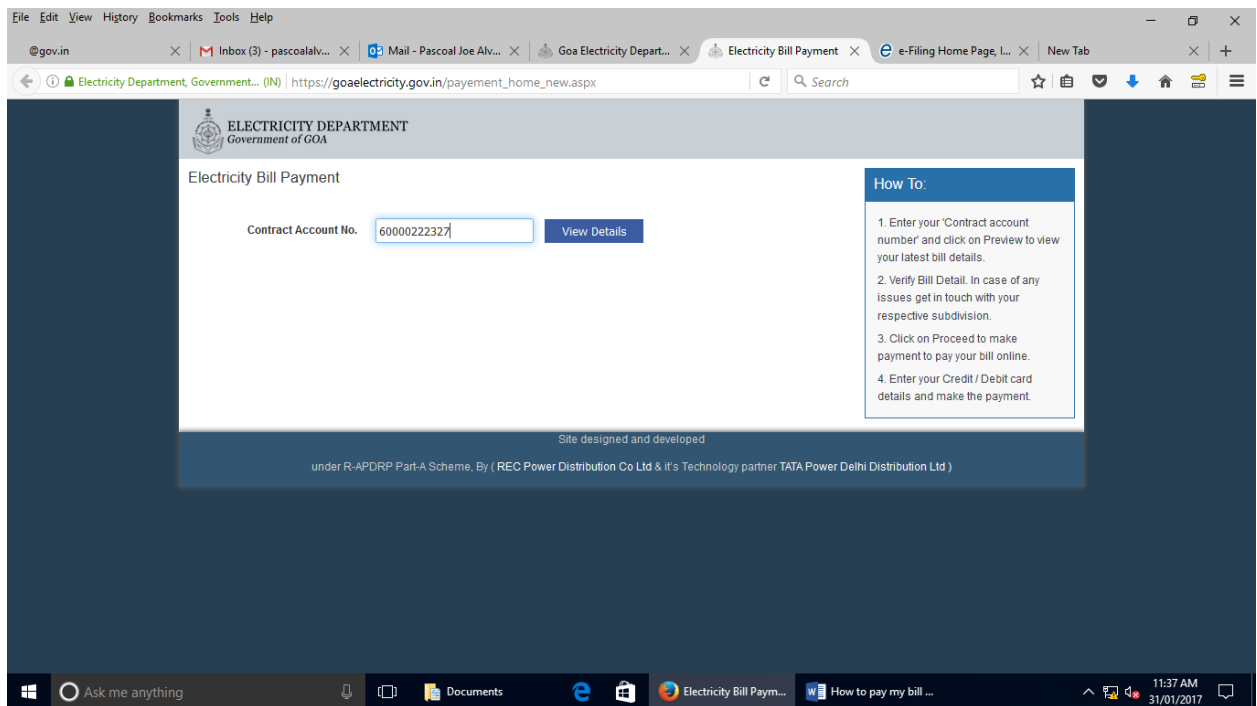
Type Url: <http://goaelectricity.gov.in>. You will get the below website



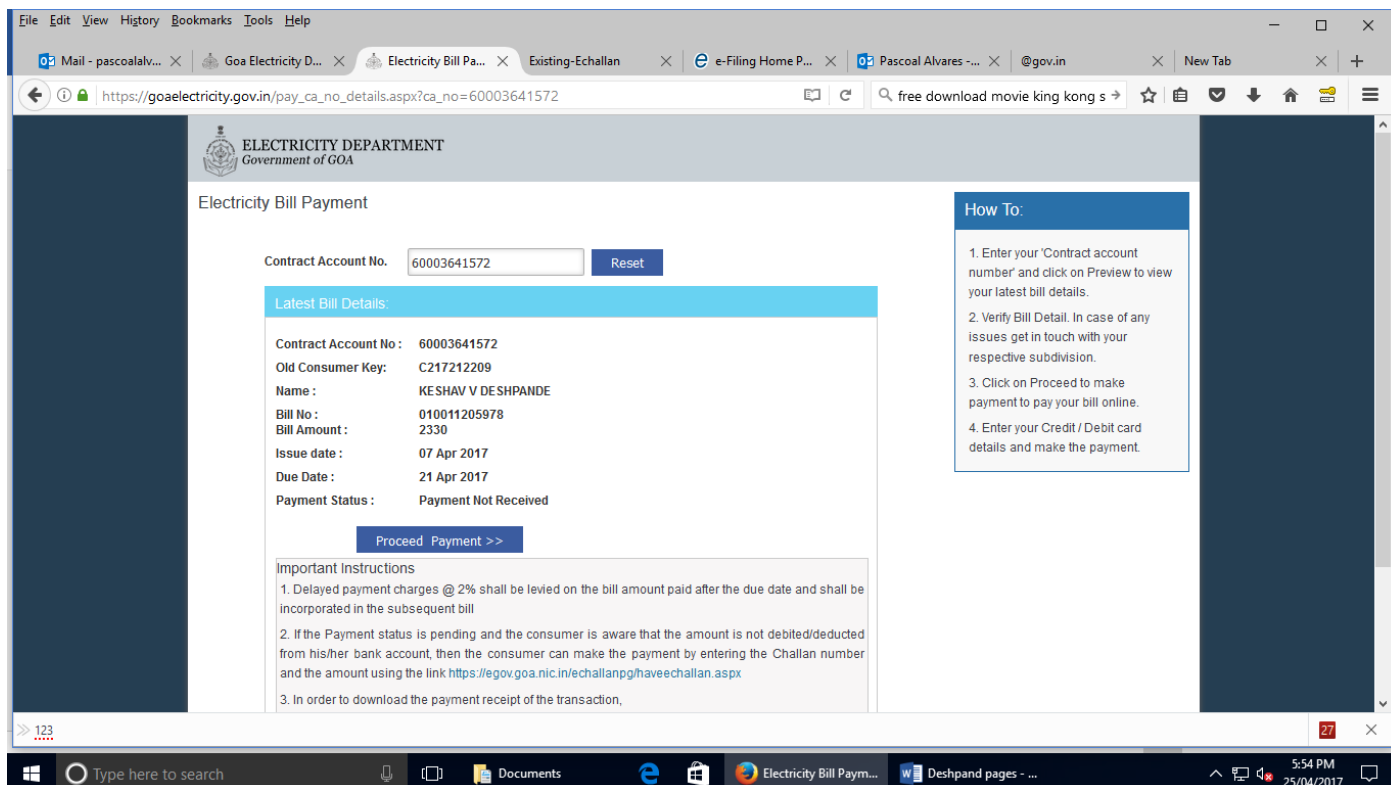
Then click on online pay on the extreme right middle of the home page and you will get the screen as below



Type in your contract account no. starting with 6 or also the old Consumer no starting with C1100..... You screen will look as below



Then click on view details and you will get the below screen and below the bill details there will be a button proceed payment which you will have to click after confirming your bill details which will take you to the echallan creation website on the NIC which is the next screen shot



File Edit View History Bookmarks Tools Help

Mail - pascoalalvares... Goa Electricity Depar... Existing-Echallan e-Filing Home Page, ... Pascoal Alvares - Out... @gov.in New Tab

National Informatics Centre (IN) https://egov.goa.nic.in/echallanpg/haveechallan.aspx free download movie king kong s

eChallan Directorate of Accounts
Payment Gateway Government of Goa


Have e-Challan number?

Echallan Number: 201700294432

Total Amount: 2330

Name of Party: KESHAV V DESHPANDE

12 + 23 = Enter the sum of two numbers shown in the image

Select your Payment Gateway ☒  **Initiate Payment**

123 25

Type here to search Documents Existing-Echallan - ... Deshpand pages - ... 5:55 PM 25/04/2017

Enter the sum of the digits (that's all you will be permitted to do here) and click on initiate payment which will take you to the bank selection site as per screen shot below

File Edit View History Bookmarks Tools Help

Mail - pascoalalvares... Goa Electricity Depar... Existing-Echallan e-Filing Home Page, ... Pascoal Alvares - Out... @gov.in New Tab

National Informatics Centre (IN) https://egov.goa.nic.in/echallanpg/haveechallan.aspx free download movie king kong s

eChallan Directorate of Accounts
Payment Gateway Government of Goa


Have e-Challan number?

Echallan Number: 201700294432

Total Amount: 2330

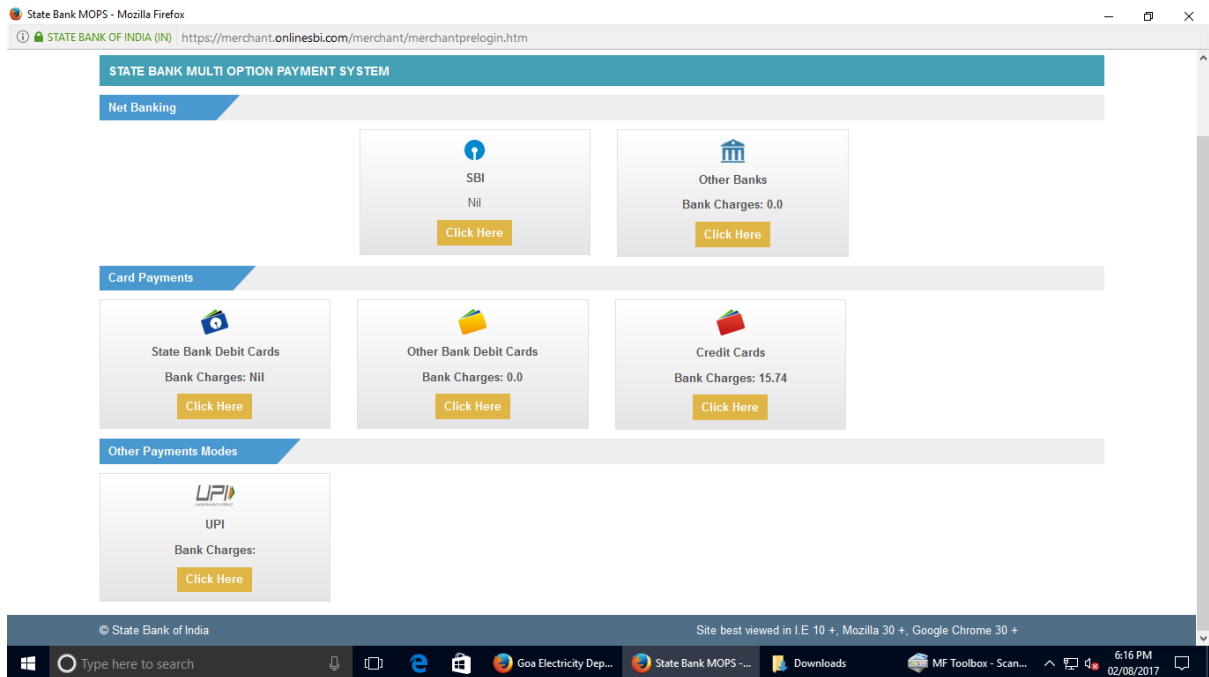
Name of Party: KESHAV V DESHPANDE

12 + 23 = Enter the sum of two numbers shown in the image

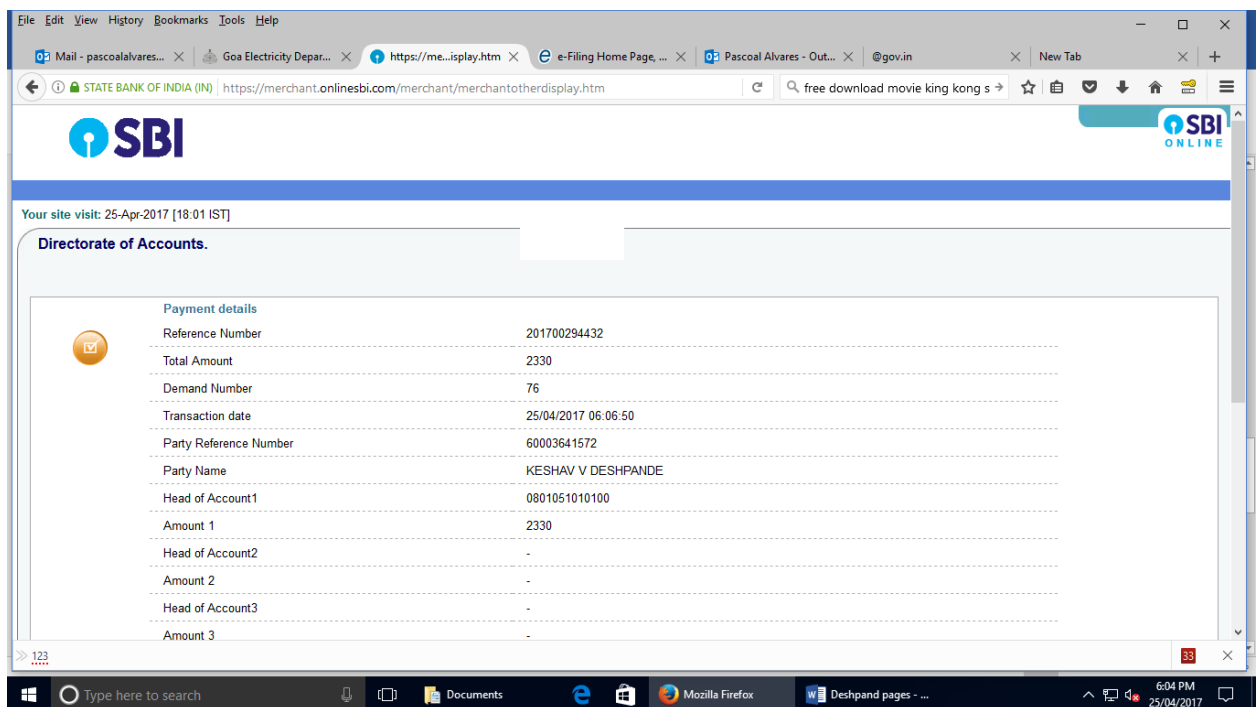
Select your Payment Gateway ☒  **Initiate Payment**

123 31

Type here to search Documents Existing-Echallan - ... Deshpand pages - ... 6:03 PM 25/04/2017



Now here it will be your selection which I will not be able to make as you will have to select the bank and the type of payment you intend. For your view I have selected “other bank debit cards” and the screen shots are as herebelow:



Head of Account1	0801051010100
Amount 1	2330
Head of Account2	-
Amount 2	-
Head of Account3	-
Amount 3	-
Head of Account4	-
Amount 4	-
Head of Account5	-
Amount 5	-
Head of Account6	-
Amount 6	-
Amount in words	Two Thousand Three Hundred and Thirty Rupees only

[Confirm](#) [Reset](#)

[Click here](#) to abort this transaction and return to the Directorate of Accounts. site

Mandatory fields are marked with an asterisk (*)

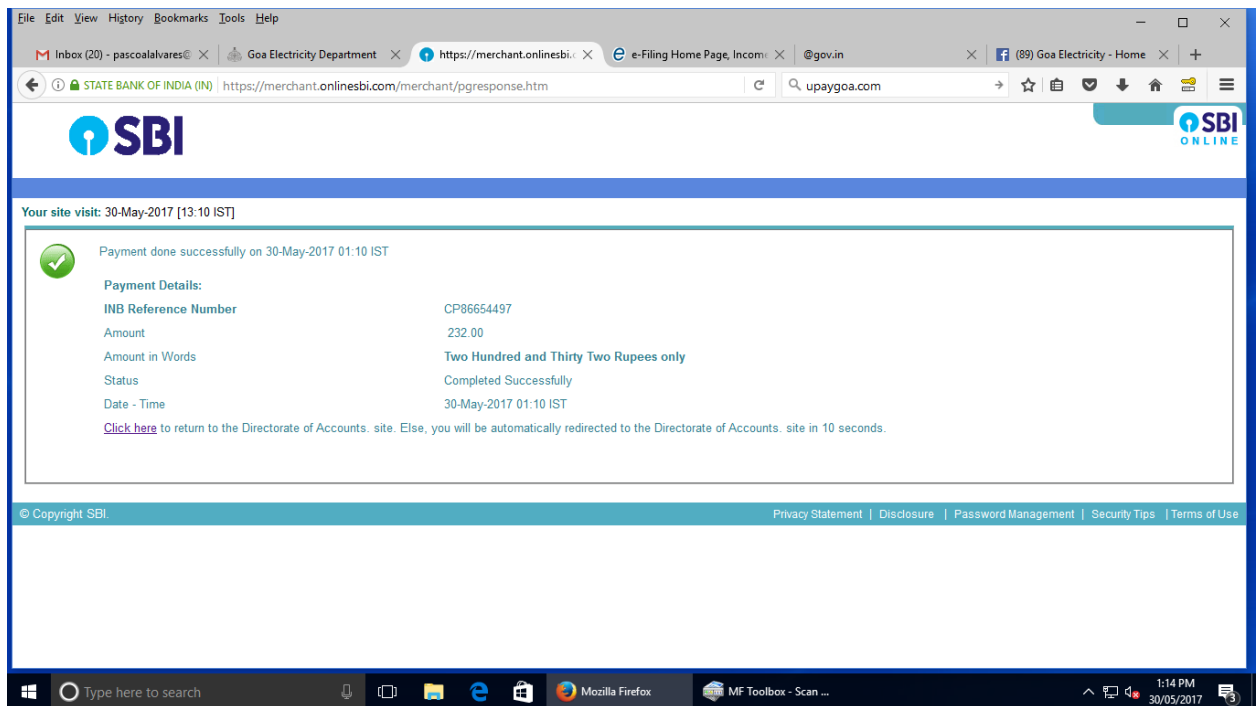
Beyond this I cannot proceed as it will affect your attempt to make online payment indicating a pending status or the like. I have hence aborted from above screen as below:

eChallan
Payment Gateway

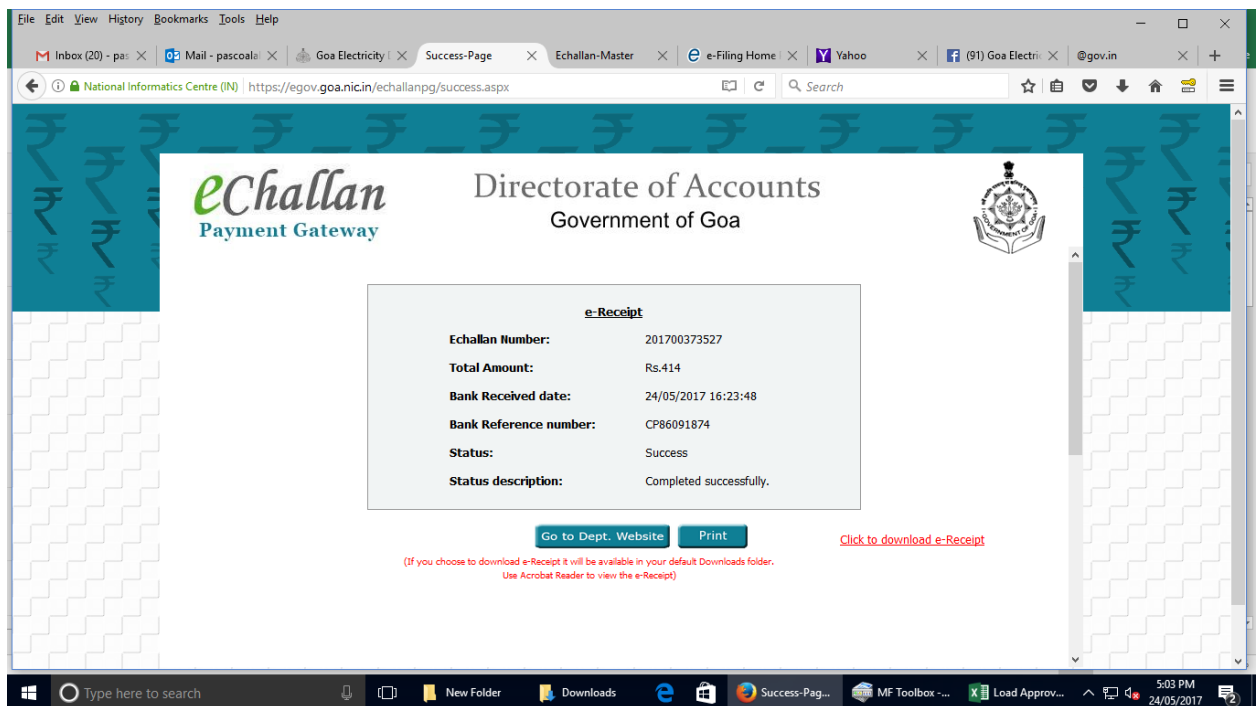
Directorate of Accounts
Government of Goa

You have chosen to abort the transaction.
[Click here to go to home page](#)

After you finish with your details in your bank site and OTP entry etc.. depending upon how the bank has configured for your transaction you will be provided an online e-receipt which you can print or even download a soft copy depending upon your requirements. I have attached a sample screen shot for your view which is always displayed at the end of the complete payment process and when indicated as successful. Initially after successful payment process you will see the below screen which will be active for 10 seconds for your view and not for you to do anything.



But after 10 seconds the screen below is displayed for you to print your receipt at ease in pdf format of course or even save as soft copy in pdf format as you desire.



The downloaded soft copy of the receipt will look like the one below:



201700373527_2017
0524_1631151.pdf.p